

7.3.8 *Bemisia afer* (Gamarra et al.)

1. Development Time

Stage: Eggs Model: logit Slope: 23.25	Stage: Nymphs Model: logit Slope: 19.6	Stage: Pupae Model: logit Slope: 10.39	Stage: Female Model: logit Slope: 4.36	Stage: Male Model: logit Slope: 2.3
---	--	--	--	---

2. Development Rate

<p>Stage: Eggs Model 46: Janish 1 Parameters: Dmin=7.242 Topt=26.657 K=0.122 Formula: $y \sim 2 / (Dmin * (e^{K*(x-Topt)} + e^{(-K)*(x-Topt)}))$</p>
<p>Stage: Nymphs Model 47: Janish 2 Parameters: c=0.053 a=1.316 b=1.102 Tm=26.844 Formula: $y \sim 2 * c / (a^{(x-Tm)} + b^{(Tm-x)})$</p>
<p>Stage: Pupae Model 46: Janish 1 Parameters: Dmin=2.835 Topt=26.274 K=0.149 Formula: $y \sim 2 / (Dmin * (e^{K*(x-Topt)} + e^{(-K)*(x-Topt)}))$</p>

3. Senescence

<p>Stage: Female Model 29: Rawtosky 1 Parameters: b=0.001 Tb=5.313 Formula: $y \sim b * (x - Tb)^2$</p>
<p>Stage: Male Model 29: Rawtosky 1 Parameters: b=0 Tb=-9.723 Formula: $y \sim b * (x - Tb)^2$</p>

4. Mortality

Stage: Eggs

Model 1: Quadratic

Parameters: $a=0.009$ $b=-0.361$ $c=3.694$

Formula: $y \sim a * x^2 + b * x + c$

Stage: Nymphs

Model 1: Quadratic

Parameters: $a=0.009$ $b=-0.372$ $c=3.777$

Formula: $y \sim a * x^2 + b * x + c$

Stage: Pupae

Model 39: Weibull

Parameters: $a=0$ $b=20.724$ $nn=3.268$

Formula: $y \sim a * (\text{abs}(x - b))^{nn}$

5. Total Oviposition

Stage: Female

Model 8: Gaussian

Parameters: $a=192.663$ $b=0.119$ $x_0=23.126$ $c=1.074$

Formula: $y \sim a * e^{(-b) * ((x-x_0)/c)^2}$

6. Relative Oviposition

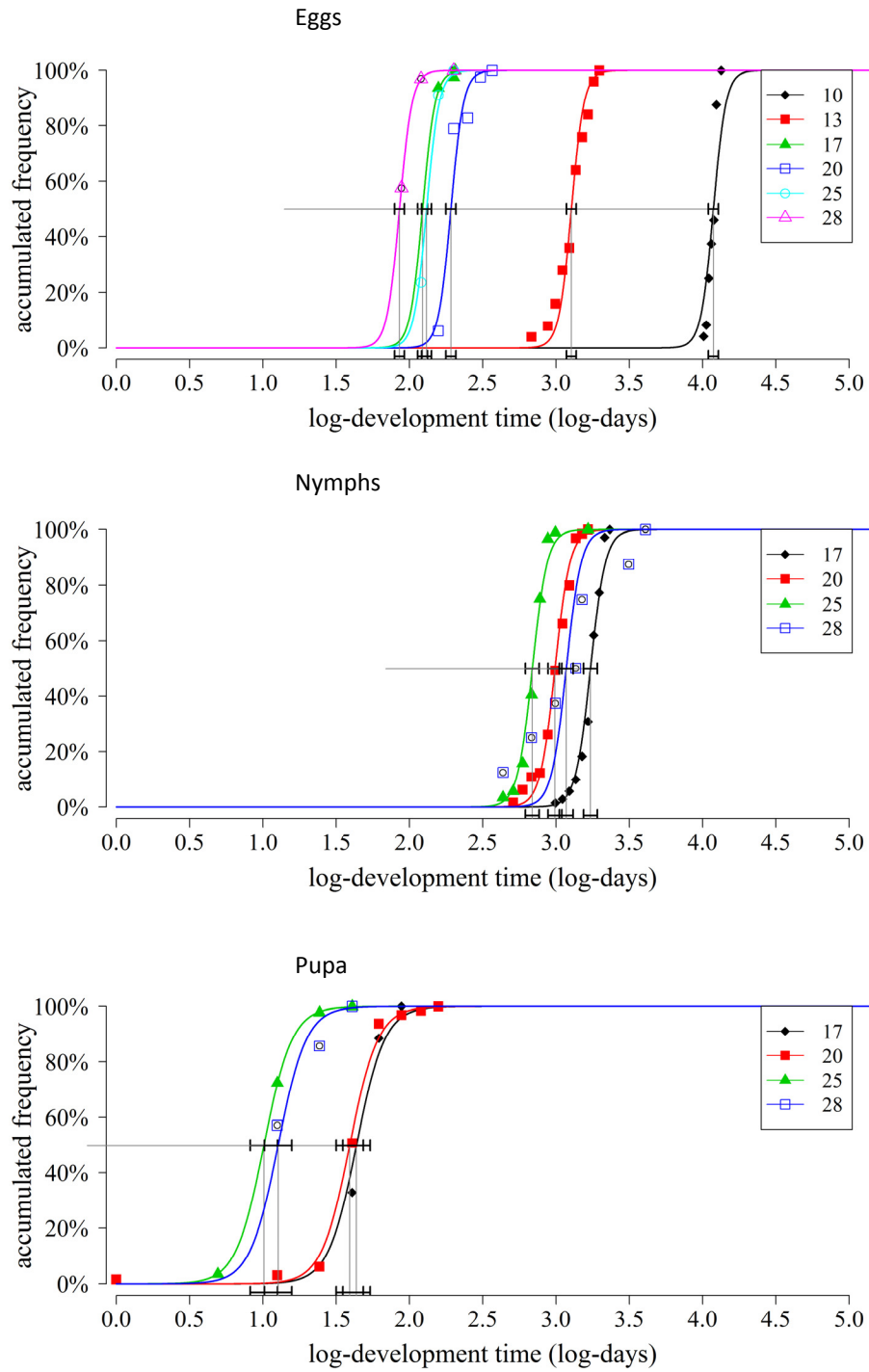
Stage: Female

Model 2: Gamma

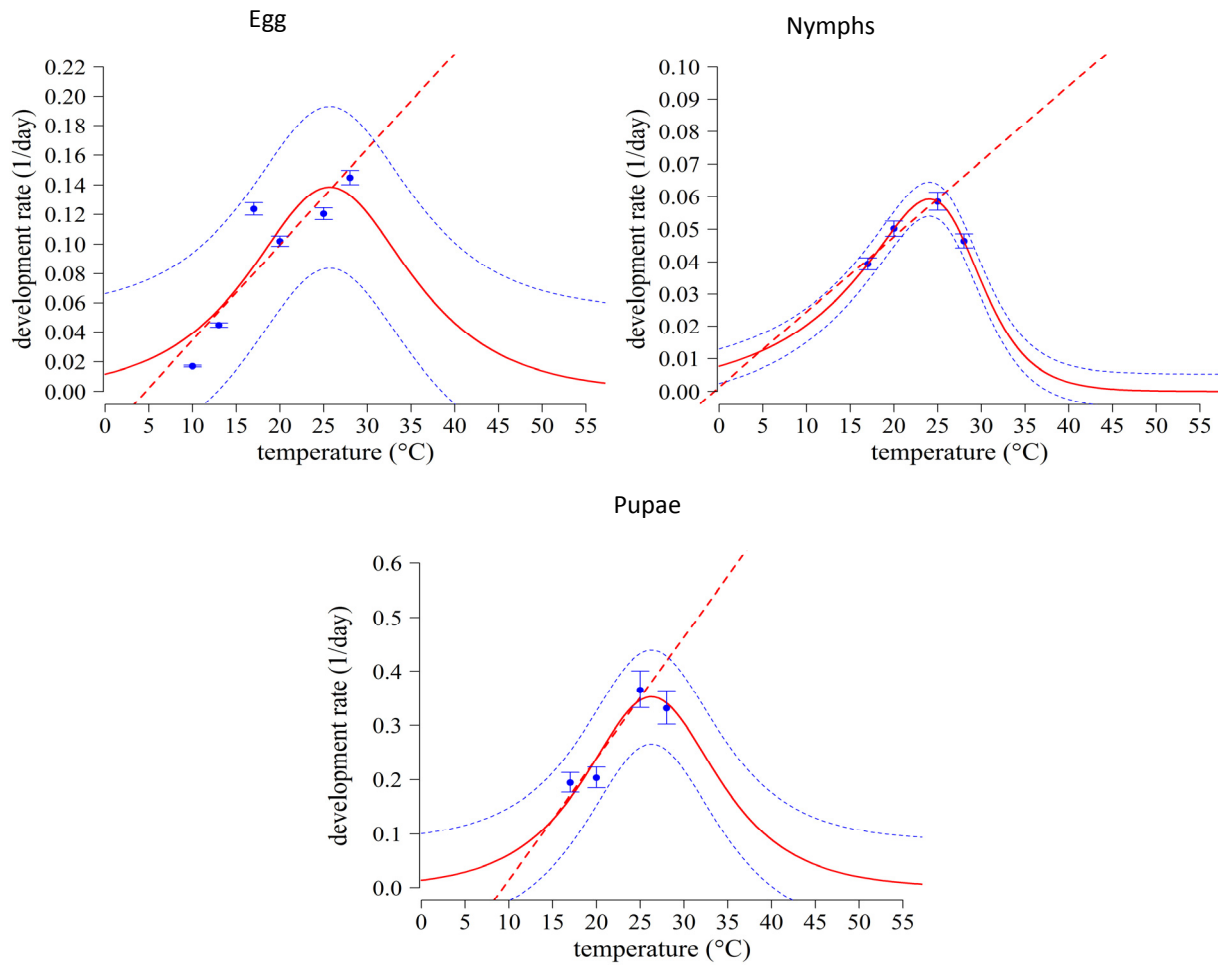
Parameters: $a=0.576$ $b=0.159$

Formula: $y \sim \text{pgamma}(x, a, b)$

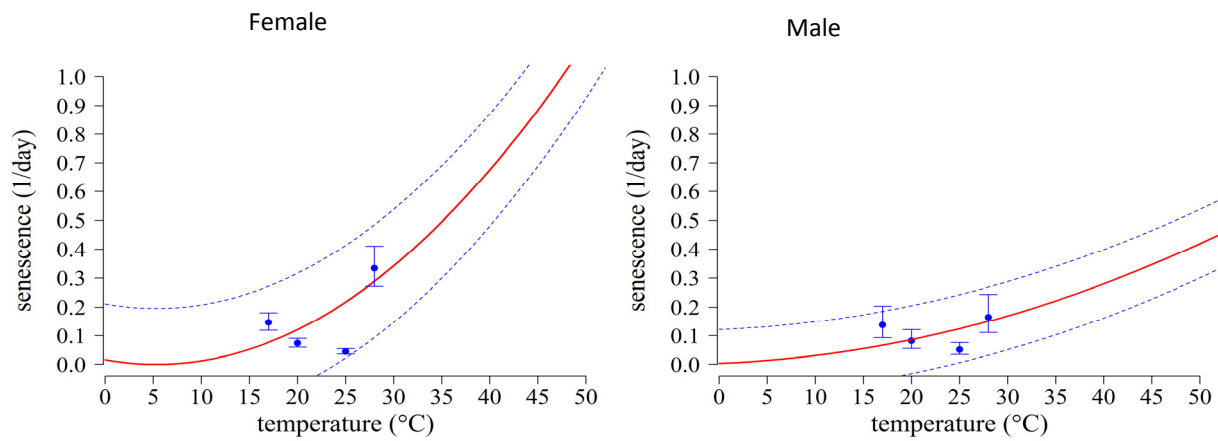
7. Development Time



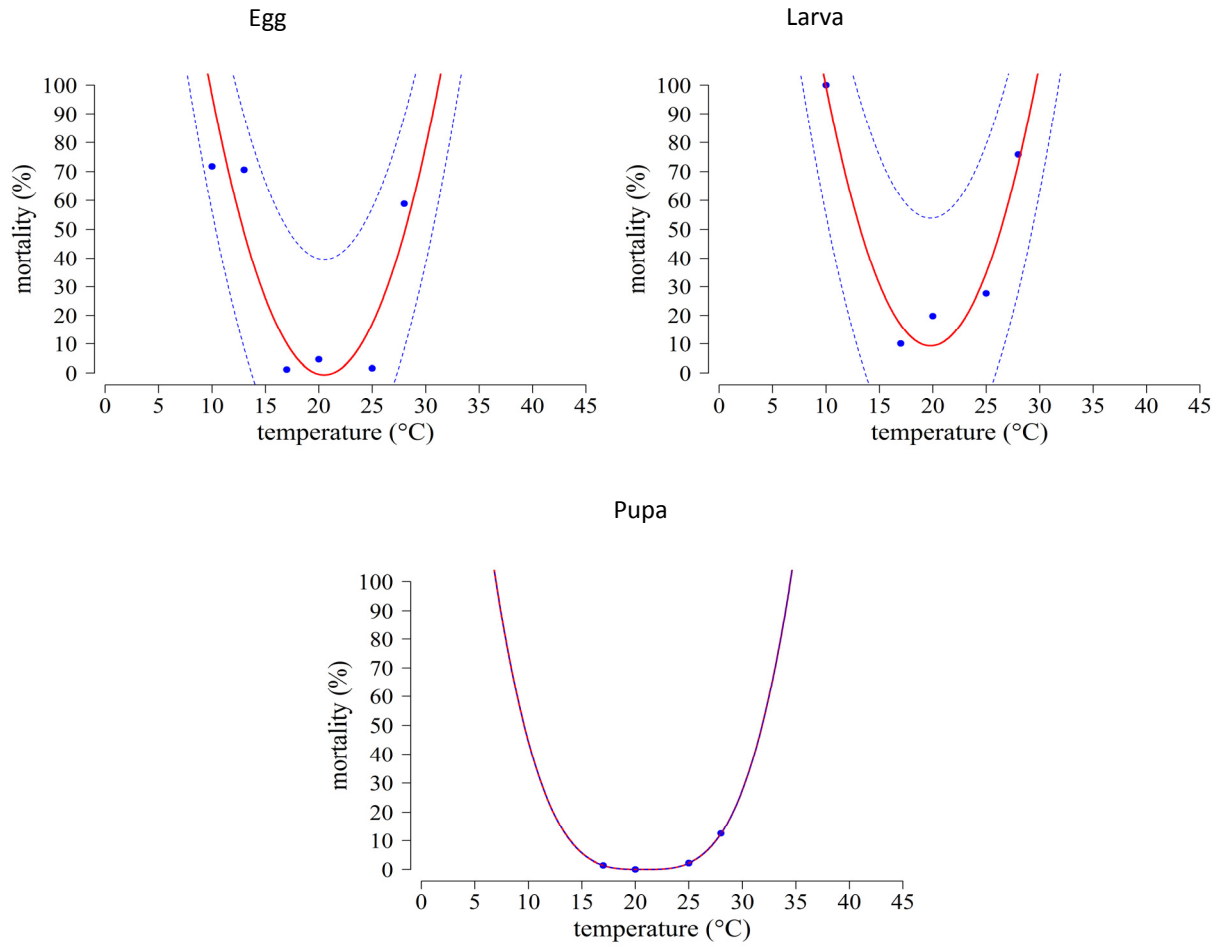
8. Development Rate



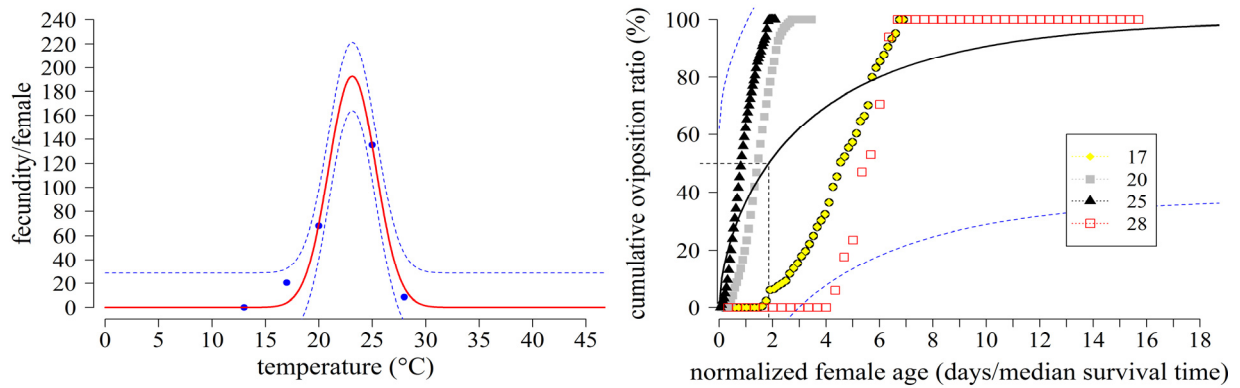
9. Senescence



10. Mortality



11. Total and Relative Oviposition



12. Estimated life table parameters using deterministic simulation

